



Week 3 Summary and Business Applications

Evan Perreault, Andrew Rauch, Jonas
YonaLudomya




Data Types

- Interval
 - Continuous
 - Discrete
- Categorical
 - Nominal
 - Ordinal



Analytics

- Descriptive Analytics
 - Graphical Techniques
 - Numerical Techniques

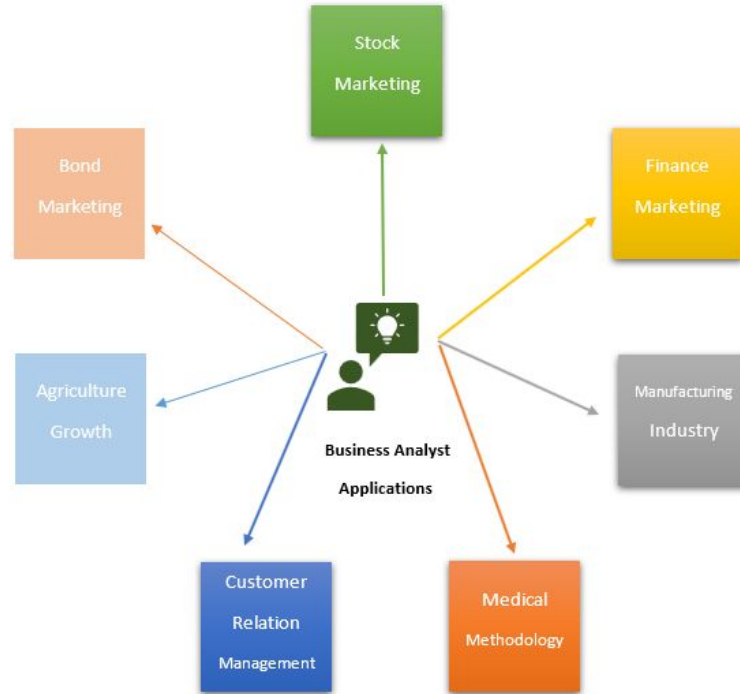



Personal Learning Reflection

- Applicable examples with each data type
- Key points given in the lecture
- Course videos



Real-World Applications



A decorative graphic on the left side of the slide. It consists of a blue parallelogram and a light green parallelogram, both tilted at an angle. The blue shape is in the foreground, and the green shape is partially behind it. They are set against a dark blue background with faint, lighter blue diagonal stripes.

Professional Experience Observation